

SRI SIDDHARTHA DENTAL COLLEGE AND HOSPITAL

AGALAKOTE, B.H.ROAD, TUMKUR-572107, KARNATAKA.

Recognized by Dental Council of India, NEW DELHI

A Constituent College of Sri Siddhartha Academy of Higher Education (Deemed-to-be-university) Accredited 'A' Grade by NAAC

Phone No: / Fax No: 0816-2275536

Web: www.ssdctumkur.org

Email: ssdctumkur@gmail.com

Department of Oral Medicine and Radiology

CIRCULAR

SELF DIRECTED LEARNING: 2018-2019

A self directed learning activity has been scheduled to the final year students during Oral Medicine and Radiology theory class twice a year. Topic and reference material will be provided.

Guidelines for students

1. This will be an independent learning activity.
2. Topic will be provided.
3. Student is expected to search historic and current information about the topic, prepare a report and submit it within two weeks.
4. Students will be provided a priming scientific literature reference.
5. Reference materials for current literature should preferably be articles published in Scopus and Pub med indexed journals.
6. Reference material for historic information can be from textbooks and Wikipedia.
7. Student reports will be discussed individually.



Head of the department

PROF & HEAD

Dept. of Oral Medicine & Radiology

SSDC Tumkur

SRI SIDDHARTHA DENTAL COLLEGE AND HOSPITAL

AGALAKOTE, B.H.ROAD, TUMKUR-572107, KARNATAKA.

Recognized by Dental Council of India, NEW DELHI

A Constituent College of Sri Siddhartha Academy of Higher Education (Deemed-to-be-university) Accredited 'A' Grade by NAAC

Phone No: / Fax No: 0816-2275536

Web: www.ssdctumkur.org

Email: ssdctumkur@gmail.com

Department of Oral Medicine and Radiology


Self directed learning conducted for final year BDS students for the year 2018-2019

Report

Title	Date	Resource person	Total number of participants	Number of participants submitted report
Medical management of trigeminal neuralgia	08/08/2018	Dr Suchetha DN	35	10

Priming study material:

1. Treatment options in trigeminal neuralgia. Mark Obermann. Ther Adv Neurol Disord. 2010 Mar; 3(2): 107-115.



Resource person



Head of the Department

PROF & HEAD
Dept. of Oral Medicine & Radiology
SSDC, Tumkur

SRI SIDDHARTHA DENTAL COLLEGE AND HOSPITAL
AGALAKOTE, B.H.ROAD, TUMKUR-572107, KARNATAKA.

Recognized by Dental Council of India, NEW DELHI

A Constituent College of Sri Siddhartha Academy of Higher Education (Deemed-to-be-university) Accredited 'A' Grade by NAAC

Phone No: / Fax No: 0816-2275536

Web: www.ssdctumkur.org

Email: ssdctumkur@gmail.com

Department of Oral Medicine and Radiology

Self-directed learning: 2018-19

Topic: Medical management of trigeminal neuralgia

Date: 08/08/2018

Attendance Sheet

Sl. no	Register number	Name of the student	Sl. no	Register number	Name of the student
1	15SD1001	AISHWARYA DEO	21	15SD1021	MARYAM AKHTAR
2	15SD1002	AKSHAY SUBASH	22	15SD1022	MEGHA SHAJU
3	15SD1003	ANN MARY VARGHESE	23	15SD1023	MISBAHATUL ILM
4	15SD1004	ARMEENA KHANUM	24	15SD1024	NADENDLA MANEESHA
5	15SD1005	ASHISH SUBHASH	25	15SD1025	NISHTHA SINGH
6	15SD1006	RANESHKUMAR SINGH	26	15SD1026	POOJA SINGH
7	15SD1007	AVI NITINKUMAR PATEL	27	15SD1027	SAAMILISWARY
8	15SD1008	BENEZER RAPSANG	28	15SD1028	SHALINI
9	15SD1009	V. CHANDRODHAYAM	29	15SD1029	SHARMILADEVI
10	15SD1010	DIVEIYA	30	15SD1030	SHASHANK. K
11	15SD1011	ELDHO RAJU	31	15SD1031	SHIRIN KADER
12	15SD1012	JOEL PHILIP GEORGE	32	15SD1032	TAZA TONY
13	15SD1013	K.P SHAZIA	33	15SD1033	TEJESHWAR REDDY.B.N
14	15SD1014	KASARANENI PRENEETA	34	15SD1034	TOM P KURIAN
15	15SD1015	KOMMURI DAKSHAYANI	35	15SD1035	VADDINENI SRINIDHI
16	15SD1016	KRISHNA GAYATHRY. S			
17	15SD1017	LAAVENAA			
18	15SD1018	LALANA.D.N			
19	15SD1019	LAMBAAYUM BIKRAMJIT			
20	15SD1020	M. DARSHINI			



Signature of the HOD

PROF & HEAD
Dept. of Oral Medicine & Radiology
SSDC, Tumkur

SRI SIDDHARTHA DENTAL COLLEGE AND HOSPITAL
AGALAKOTE, B.H.ROAD, TUMKUR-572107, KARNATAKA.

Recognized by Dental Council of India, NEW DELHI

A Constituent College of Sri Siddhartha Academy of Higher Education (Deemed-to-be-university) Accredited 'A' Grade by NAAC
Phone No: / Fax No: 0816-2275536 Web: www.ssdtumkur.org Email: ssdtumkur@gmail.com

Department of Oral Medicine and Radiology

Self directed learning conducted for final year BDS students for the year 2018-2019

Report

Title	Date	Resource person	Total number of participants	Number of participants submitted report
Differential diagnosis of trismus	17/01/2019	Dr S Mahalakshmi	35	10

Priming study material:

1. Trismus: aetiology, differential diagnosis and treatment. P J Dhanrajani¹, O Jonaidel. Dent Update 2002 Mar; 29(2):88-92, 94.

Mehabadi

Resource person



Head of the Department

PROF & HEAD
Dept. of Oral Medicine & Radiology
SSDC, Tumkur

SRI SIDDHARTHA DENTAL COLLEGE AND HOSPITAL
AGALAKOTE, B.H.ROAD, TUMKUR-572107, KARNATAKA.

Recognized by Dental Council of India, NEW DELHI

A Constituent College of Sri Siddhartha Academy of Higher Education (Deemed-to-be-university) Accredited 'A' Grade by NAAC

Phone No: / Fax No: 0816-2275536

Web: www.ssdctumkur.org

Email: ssdctumkur@gmail.com

Department of Oral Medicine and Radiology

Self-directed learning: 2018-19

Topic: Differential diagnosis of trismus

Date: 17/01/2019

Attendance Sheet

Sl. no	Register number	Name of the student	Sl. no	Register number	Name of the student
1	15SD1001	AISHWARYA DEO	21	15SD1021	MARYAM AKHTAR
2	15SD1002	AKSHAY SUBASH	22	15SD1022	MEGHA SHAJU
3	15SD1003	ANN MARY VARGHESE	23	15SD1023	MISBAHATUL ILM
4	15SD1004	ARMEENA KHANUM	24	15SD1024	NADENDLA MANEESHA
5	15SD1005	ASHISH SUBHASH	25	15SD1025	NISHTHA SINGH
6	15SD1006	RANESHKUMAR SINGH	26	15SD1026	POOJA SINGH
7	15SD1007	AVI NITINKUMAR PATEL	27	15SD1027	SAAMILISWARY
8	15SD1008	BENEZER RAPSANG	28	15SD1028	SHALINI
9	15SD1009	V. CHANDRODHAYAM	29	15SD1029	SHARMILADEVI
10	15SD1010	DIVEIYA	30	15SD1030	SHASHANK. K
11	15SD1011	ELDHO RAJU	31	15SD1031	SHIRIN KADER
12	15SD1012	JOEL PHILIP GEORGE	32	15SD1032	TAZA TONY
13	15SD1013	K.P SHAZIA	33	15SD1033	TEJESHWAR REDDY.B.N
14	15SD1014	KASARANENI PRENEETA	34	15SD1034	TOM P KURIAN
15	15SD1015	KOMMURI DAKSHAYANI	35	15SD1035	VADDINENI SRINIDHI
16	15SD1016	KRISHNA GAYATHRY. S			
17	15SD1017	LAAVENAA			
18	15SD1018	LALANA.D.N			
19	15SD1019	LAMBAAYUM BIKRAMJIT			
20	15SD1020	M. DARSHINI			


Signature of the HOD

PROF & HEAD
Dept. of Oral Medicine & Radiology
SSDC, Tumkur

SRI SIDDHARTHA DENTAL COLLEGE AND HOSPITAL

AGALAKOTE, B.H.ROAD, TUMKUR-572107, KARNATAKA.

Recognized by Dental Council of India, NEW DELHI

A Constituent College of Sri Siddhartha Academy of Higher Education (Deemed-to-be-university) Accredited 'A' Grade by NAAC

Phone No: / Fax No: 0816-2275536

Web: www.ssdctumkur.org

Email: ssdctumkur@gmail.com

DEPARTMENT OF ORTHODONTICS

CIRCULAR

Date:10.09.2018

A group discussion is scheduled on 16/09/2018 at 10.am for post graduate students on the topic of "Management of adult case". Resource person for the program is Dr. Madhusudhan V, Reader in Sri Siddhartha Dental College and Hospital. Hereby post graduate students are informed to prepare on the same topic to gain the maximum benefits.


Signature of HOD

Dr. Srinivasa H

HOD & H.O.D
Department of Orthodontics
Sri Siddhartha Dental College
Tumkur - 572107.



Signature of Principal

Dr. Kashinath

Principal
Sri Siddhartha Dental College
Agalakote, B.H.Road, Tumkur-572107

SRI SIDDHARTHA DENTAL COLLEGE AND HOSPITAL

AGALAKOTE, B.H.ROAD, TUMKUR-572107, KARNATAKA.

Recognized by Dental Council of India, NEW DELHI

A Constituent College of Sri Siddhartha Academy of Higher Education (Deemed-to-be-university) Accredited 'A' Grade by NAAC

Phone No: / Fax No: 0816-2275536

Web: www.ssdtumkur.org

Email: ssdtumkur@gmail.com

DEPARTMENT OF ORTHODONTICS

Group Discussion /Microteaching /SDL 2018-2019

Management of adult case

Management of adult case group discussion was undertaken dated 16/09/2018 among post graduate students of the department. Moderator for group discussion was Dr. Madhusudhan V.

Periodontally compromised adult patients present with multiple problems of malocclusion, esthetics, function and psychological stress. Orthodontic treatment of such patients is not contra indicated but needs special considerations, certain precautions, and determination of specific, realistic and achievable treatment objectives. Need of the hour is to have an integrated approach where the periodontal treatment precedes Orthodontic treatment to restore periodontal health. Orthodontic treatment should be performed under strict plaque control and with measures to place the teeth in a structurally balanced and functionally efficient position. The objectives were explained by Dr. Madhusudhan V regarding the adult case management.

Students had a discussion and benefitted with

- Management of stress in the adult case
- Patient education on plaque control
- Different treatment protocols for management of adult case.



Signature of In-charge staff

Prof. & H.O.D

Department of Orthodontics
Sri Siddhartha Dental College
Tumkur - 572107.



Signature of Principal

Principal
Sri Siddhartha Dental College
Agalakote, B.H.Road, Tumkur-572107

SRI SIDDHARTHA DENTAL COLLEGE AND HOSPITAL

AGALAKOTE, B.H. ROAD, TUMKUR-572107, KARNATAKA.

Recognized by Dental Council of India, NEW DELHI

A Constituent College of Sri Siddhartha Academy of Higher Education (Deemed-to-be-university) Accredited 'A' Grade by NAAC

Phone No: / Fax No: 0816-2275536

Web: www.ssdctumkur.org

Email: ssdctumkur@gmail.com

Department of Orthodontics

Attendance Sheet

16/09/2018	Management of adult case	05
------------	--------------------------	----

Sl.No.	Student Name	Register numbers
1.	Dr. Mayank	18SEO801
2.	Dr. Chethan	16SEO802
3.	Dr. Tobin Thomas	16SEO802
4.	Dr. Swaroop	18SEO802
5.	Dr. Jibin	17SEO801


Signature

Prof & HOD

Prof & H.O.D.

Department of Orthodontics
Sri Siddhartha Dental College
Tumkur - 572107.



Signature
Principal

Principal
Sri Siddhartha Dental College
Agalakote, B.H.Road, Tumkur-572107

SRI SIDDHARTHA DENTAL COLLEGE AND HOSPITAL

AGALAKOTE, B.H.ROAD, TUMKUR-572107, KARNATAKA.

Recognized by Dental Council of India, NEW DELHI

A Constituent College of Sri Siddhartha Academy of Higher Education (Deemed-to-be-university) Accredited 'A' Grade by NAAC

Phone No: / Fax No: 0816-2275536

Web: www.ssdtumkur.org

Email: ssdtumkur@gmail.com

FEEDBACK FORM: GROUP DISCUSSION

Please Circle the answer which most closely corresponds to your views about each statement

Department: Department of Orthodontics

Title: Management of adult case

1. Institution conducting programmes to enhance the competency of faculty and students
a) Strongly agree b) Agree c) Disagree d) Strongly Disagree
2. Applicability / relevance and learning values in terms of skills, concept and knowledge of the program
a) Strongly agree b) Agree c) Disagree d) Strongly Disagree
3. How periodically you need these programmes to be conducted
a) Monthly b) Quarterly c) Half yearly d) Yearly
4. These programmes are helping you to update recent trends
a) Strongly agree b) Agree c) Disagree d) Strongly Disagree
5. Overall how would you like to rate the programme;
a) Poor b) Average c) Good d) Very good e) Excellent

Suggestions (if any): no suggestion

Thank you for your valuable feedback....

SRI SIDDHARTHA DENTAL COLLEGE AND HOSPITAL

AGALAKOTE, B.H.ROAD, TUMKUR-572107, KARNATAKA.

Recognized by Dental Council of India, NEW DELHI

A Constituent College of Sri Siddhartha Academy of Higher Education (Deemed-to-be-university) Accredited 'A' Grade by NAAC

Phone No: / Fax No: 0816-2275536

Web: www.ssdctumkur.org

Email: ssdctumkur@gmail.com

DEPARTMENT OF ORTHODONTICS

CIRCULAR

Date:20.02.2019

A group discussion is scheduled on 25/02/2019 at 10.am for post graduate students on the topic of "Fabrication of study models". Resource person for the program is Dr. Srinivas H, Professor and HOD in Sri Siddhartha Dental College and Hospital. Hereby post graduate students are informed to prepare on the same topic to gain the maximum benefits.


Signature of HOD

Dr. Srinivasa H

Prof. & H.O.D

Department of Orthodontics
Sri Siddhartha Dental College
Tumkur - 572107.



Signature of Principal

Dr. Kashinath

Principal
Sri Siddhartha Dental College
Agalakote, B.H.Road, Tumkur-572107

SRI SIDDHARTHA DENTAL COLLEGE AND HOSPITAL

AGALAKOTE, B.H.ROAD, TUMKUR-572107, KARNATAKA.

Recognized by Dental Council of India, NEW DELHI

A Constituent College of Sri Siddhartha Academy of Higher Education (Deemed-to-be-university) Accredited 'A' Grade by NAAC

Phone No: / Fax No: 0816-2275536

Web: www.ssdctumkur.org

Email: ssdctumkur@gmail.com

DEPARTMENT OF ORTHODONTICS

Group Discussion /Microteaching /SDL 2018-2019

Fabrication of study models

Fabrication of study models group discussion was undertaken dated 25/02/2019 among under graduate students posted in the department. Moderator for group discussion was Dr. Srinivas H.

Orthodontic study models are an essential **diagnostic record** which help to **study the occlusion** and dentition from all **3 dimensions**. The models are used as **pre-treatment models, mid treatment models** and **post treatment models**.

Group discussion was taken on

- Purpose of Orthodontic study models
- The criteria for study models
- Important criteria while taking study models
- Steps in pouring the study models
- Trimming of study models



Signature of In-charge staff



Signature of Principal

Principal
Sri Siddhartha Dental College
Agalakote, B.H.Read, Tumkur-572107

SRI SIDDHARTHA DENTAL COLLEGE AND HOSPITAL

AGALAKOTE, B.H. ROAD, TUMKUR-572107, KARNATAKA.

Recognized by Dental Council of India, NEW DELHI

A Constituent College of Sri Siddhartha Academy of Higher Education (Deemed-to-be-university) Accredited 'A' Grade by NAAC

Phone No: / Fax No: 0816-2275536

Web: www.ssdctumkur.org

Email: ssdctumkur@gmail.com

Department of Orthodontics

Attendance Sheet

25/02/2019	Fabrication of study models	05
------------	-----------------------------	----

Sl.No.	Student Name	Register numbers
1.	ABHIJITH T.S	13SD1002
2.	ADRISH CHAUDHAURI	13SD1003
3.	AKHILA CHRISTY PAULOSE	13SD1004
4.	ALPHA MARY MATHEW	13SD1005
5.	ANN ALEX	13SD1006



Signature
Prof & HOD

Prof. & H.O.D

Department of Orthodontics
Sri Siddhartha Dental College
Tumkur - 572107.



Signature
Principal

Principal

Sri Siddhartha Dental College
Agalakote, B.H.Read, Tumkur-572107

SRI SIDDHARTHA DENTAL COLLEGE AND HOSPITAL

AGALAKOTE, B.H.ROAD, TUMKUR-572107, KARNATAKA.

Recognized by Dental Council of India, NEW DELHI

A Constituent College of Sri Siddhartha Academy of Higher Education (Deemed-to-be-university) Accredited 'A' Grade by NAAC

Phone No: / Fax No: 0816-2275536

Web: www.ssdtumkur.org

Email: ssdtumkur@gmail.com

FEEDBACK FORM: GROUP DISCUSSION

Please Circle the answer which most closely corresponds to your views about each statement

Department: Department of Orthodontics

Title: Fabrication of study models

1. Institution conducting programmes to enhance the competency of faculty and students
d) Strongly agree Agree c) Disagree d) Strongly Disagree
2. Applicability / relevance and learning values in terms of skills, concept and knowledge of the program
 Strongly agree b) Agree c) Disagree d) Strongly Disagree
3. How periodically you need these programmes to be conducted
d) Monthly b) Quarterly Half yearly d) Yearly
4. These programmes are helping you to update recent trends
a) Strongly agree Agree c) Disagree d) Strongly Disagree
5. Overall how would you like to rate the programme;
a) Poor b) Average c) Good d) Very good Excellent

Suggestions (if any): no suggestion

Thank you for your valuable feedback....

SRI SIDDHARTHA DENTAL COLLEGE AND HOSPITAL

AGALAKOTE, B.H.ROAD, TUMKUR-572107, KARNATAKA.

Recognized by Dental Council of India, NEW DELHI

A Constituent College of Sri Siddhartha Academy of Higher Education (Deemed-to-be-university) Accredited 'A' Grade by NAAC

Phone No: / Fax No: 0816-2275536

Web: www.ssdctumkur.org

Email: ssdctumkur@gmail.com

SRI SIDDHARTHA DENTAL COLLEGE, TUMKUR-7

Department of Oral Pathology & Microbiology

GROUP DISCUSSION/ MICRO-TEACHING

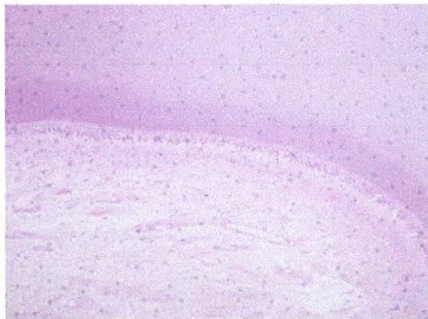
TOPIC: Pulp

Date: 16/3/18

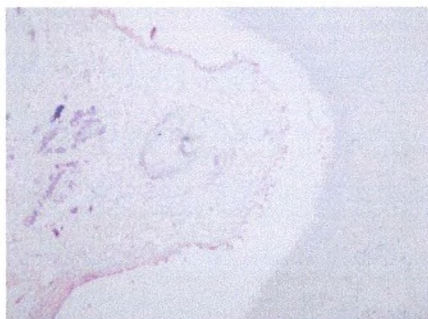
Target population: UG Students- I BDS

Staff in-charge: Dr. Praveen

Group teaching consisting of 3 students per group was carried out to enhance student-teacher interaction and clarify student doubts at individual level. Characteristic features in a slide were selected and photographed using research microscope and slides were discussed among students.



ZONES OF PULP



PULP STONES



Signature of in-charge staff



Chairperson, IOAC,
Sri Siddhartha Dental College,
TUMKUR.



Signature of HOD

PROF., & H.O.D.
Dept., Of Oral Pathology & Microbiology
Sri Siddhartha Dental College
Agalakote, B.H. Road, Tumkur - 572107

SRI SIDDHARTHA DENTAL COLLEGE AND HOSPITAL

AGALAKOTE, B.H.ROAD, TUMKUR-572107, KARNATAKA.

Recognized by Dental Council of India, NEW DELHI

A Constituent College of Sri Siddhartha Academy of Higher Education (Deemed-to-be-university) Accredited 'A' Grade by NAAC

Phone No / Fax No: 0816-2275536

Web: www.ssdetumkur.org

Email: ssdetumkur@gmail.com

SRI SIDDHARTHA DENTAL COLLEGE, TUMKUR-7

DEPARTMENT OF ORAL PATHOLOGY & MICROBIOLOGY

GROUP DISCUSSION/ MICRO-TEACHING/SDL

TOPIC: Pulp

Date: 16/3/18

ATTENDANCE

Sl No	University Reg. No	Name of the student
1	18SD1031	Mr. SNIGDHA BRIJWAL
2	18SD1032	Ms. SOUGRAK PAM SONIA DEVI
3	18SD1033	Ms. SWEETY MOL VARGHESE

SRI SIDDHARTHA DENTAL COLLEGE AND HOSPITAL

AGALAKOTE, B.H.ROAD, TUMKUR-572107, KARNATAKA.

Recognized by Dental Council of India, NEW DELHI

A Constituent College of Sri Siddhartha Academy of Higher Education (Deemed-to-be-university) Accredited 'A' Grade by NAAC

Phone No / Fax No 0816-2275536

Web www.ssdetumkur.org

Email ssdetumkur@gmail.com

FEEDBACK FORM- GROUP DISCUSSION/ MICROTEACHING/SDL

Rating values:

a) Poor =1 b) Average=2 c) Good=3 d) Very good =4 e) Excellent=5

Please Circle the answer which most closely corresponds to your views about each statement

4. Department: *oral pathology*

5. Topic: *pulp*

6. How well this method of teaching helped in terms of following statements

Sl. No.	Courses	EXCELLENT	VERY GOOD	GOOD	AVERAGE	POOR
1	Learning value (in terms of skills, concepts, knowledge, analytical abilities, broadening perspectives)	<input checked="" type="checkbox"/>				
2	Applicability or relevance to subject		<input checked="" type="checkbox"/>			
3	Depth and pace of the course content	<input checked="" type="checkbox"/>				
4	Teaching method used	<input checked="" type="checkbox"/>				
5	Overall rating		<input checked="" type="checkbox"/>			

Any suggestions:

Thank you for your valuable feedback...

SRI SIDDHARTHA DENTAL COLLEGE AND HOSPITAL

AGALAKOTE, B.H.ROAD, TUMKUR-572107, KARNATAKA.

Recognized by Dental Council of India, NEW DELHI

A Constituent College of Sri Siddhartha Academy of Higher Education (Deemed-to-be-university) Accredited 'A' Grade by NAAC

Phone No: / Fax No: 0816-2275536

Web: www.ssdctumkur.org

Email: ssdctumkur@gmail.com

SRI SIDDHARTHA DENTAL COLLEGE, TUMKUR-7

Department of Oral Pathology & Microbiology

GROUP DISCUSSION

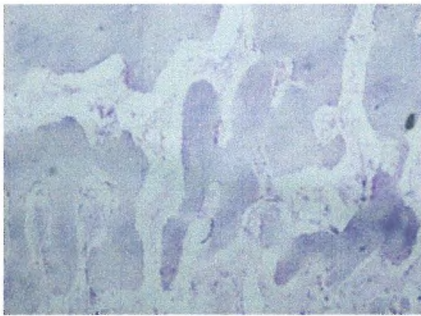
TOPIC: Bone lesions

Date: 16/11/18

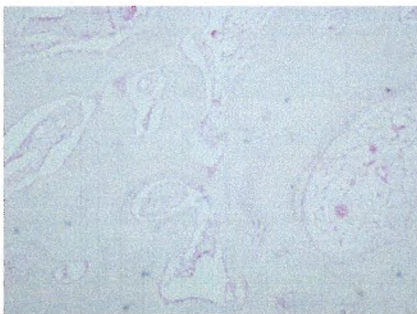
Target population: UG Students- III BDS

Staff in-charge: Dr. Laxmidevi B.L

Research microscope is used to capture oral pathology photomicrography of specific field of the slide. These slides were discussed and explained in detail with reference to the characteristic histologic features. This type of teaching ensures students to easily identify specific features without confusion.



CHERUBISM



PAGETS DISEASE

Signature of in-charge staff

Chairperson, IQAC,
Sri Siddhartha Dental College,
TUMKUR-7

Signature of HOD,
PROF., & H.O.D.,
Dept., of Oral Pathology & Microbiology
Sri Siddhartha Dental College
Agalakote, B.H. Road, Tumkur - 572107

SRI SIDDHARTHA DENTAL COLLEGE AND HOSPITAL

AGALAKOTE, B.H.ROAD, TUMKUR-572107, KARNATAKA.

Recognized by Dental Council of India, NEW DELHI

A Constituent College of Sri Siddhartha Academy of Higher Education (Deemed-to-be-university) Accredited 'A' Grade by NAAC

Phone No. / Fax No: 0816-2275536

Web: www.ssdtumkur.org

Email: ssdtumkur@gmail.com

SRI SIDDHARTHA DENTAL COLLEGE, TUMKUR-7

DEPARTMENT OF ORAL PATHOLOGY & MICROBIOLOGY

GROUP DISCUSSION/ MICRO-TEACHING/SDL

TOPIC: Bone lesions

Date: 16/11/18

ATTENDANCE

SL.NO	REG NO	STUDENT NAME
1.	16SD1002	EVULALIYA ELDO
2.	16SD1004	NAGASHREE.S
3.	16SD1006	SHIVANGIDOKANIYA
4.	16SD1007	THEERTHA K KUMAR
5.	15SD1033	TEJESHWAR REDDY.B.N
6.	15SD1034	TOM P KURIAN
7.	15SD1038	VISHNU NIRMAL

SRI SIDDHARTHA DENTAL COLLEGE AND HOSPITAL

AGALAKOTE, B.H.ROAD, TUMKUR-572107, KARNATAKA.

Recognized by Dental Council of India, NEW DELHI

A Constituent College of Sri Siddhartha Academy of Higher Education (Deemed-to-be-university) Accredited 'A' Grade by NAAC

Phone No: / Fax No. 0816-2275336

Web: www.ssdetumkur.org

Email: ssdetumkur@gmail.com

FEEDBACK FORM- GROUP DISCUSSION/ MICROTEACHING/SDL

Rating values:

a) Poor =1 b) Average=2 c) Good=3 d) Very good =4 e) Excellent=5

Please Circle the answer which most closely corresponds to your views about each statement

4. Department: *Oral pathology*

5. Topic: *Bone lesion*

6. How well this method of teaching helped in terms of following statements

Sl. No.	Courses	EXCELLENT	VERY GOOD	GOOD	AVERAGE	POOR
1	Learning value (in terms of skills, concepts, knowledge, analytical abilities, broadening perspectives)	✓				
2	Applicability or relevance to subject	✓				
3	Depth and pace of the course content	✓				
4	Teaching method used		✓			
5	Overall rating		✓			

Any suggestions:

Thank you for your valuable feedback...

SRI SIDDHARTHA DENTAL COLLEGE AND HOSPITAL

AGALAKOTE, B.H.ROAD, TUMKUR-572107, KARNATAKA.

Recognized by Dental Council of India, NEW DELHI

A Constituent College of Sri Siddhartha Academy of Higher Education (Deemed-to-be-university) Accredited 'A' Grade by NAAC

Phone No: / Fax No: 0816-2275536

Web: www.ssdctumkur.org

Email: ssdctumkur@gmail.com

SRI SIDDHARTHA DENTAL COLLEGE, TUMKUR-7

Department of Oral Pathology & Microbiology

GROUP DISCUSSION

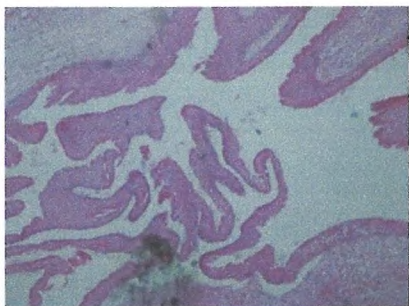
TOPIC: Odontogenic cysts & tumours

Date: 17-07-2018

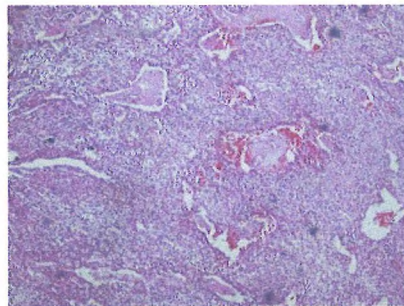
Target population: UG Students- III BDS

Staff in-charge: Dr. Likhitha

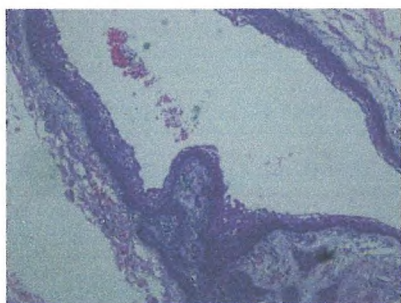
Research microscope is used to capture oral pathology photomicrography of specific field of the slide. These slides were discussed and explained in detail with reference to the characteristic histologic features. This type of teaching ensures students to easily identify specific features without confusion.



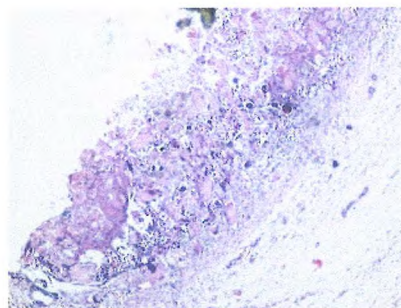
Odontogenic keratocyst




Calcifying epithelial odontogenic tumor




Unicystic ameloblastoma



Calcifying Odontogenic cyst


Signature of in-charge staff


Signature of HOD


Chairperson, IQAC
Sri Siddhartha Dental College,
TUMKUR.

PROF., B.M.O.D.
Dept., Of Oral Pathology & Microbiology
Sri Siddhartha Dental College
Agalakote, B.H. Road, Tumkur - 572107

SRI SIDDHARTHA DENTAL COLLEGE AND HOSPITAL

AGALAKOTE, B.H.ROAD, TUMKUR-572107, KARNATAKA.

Recognized by Dental Council of India, NEW DELHI

A Constituent College of Sri Siddhartha Academy of Higher Education (Deemed-to-be-university) Accredited 'A' Grade by NAAC

Phone No / Fax No: 0816-2275536

Web: www.ssdetumkur.org

Email: ssdetumkur@gmail.com

SRI SIDDHARTHA DENTAL COLLEGE, TUMKUR-7

DEPARTMENT OF ORAL PATHOLOGY & MICROBIOLOGY

GROUP DISCUSSION/ MICRO-TEACHING/SDL

TOPIC: Odontogenic cysts & tumours

Date: 12-7-2018

ATTENDANCE

SL.NO	REG NO	STUDENT NAME
1.	16SD1002	EVULALIYA ELDO
2.	16SD1004	NAGASHREE.S
3.	16SD1006	SHIVANGIDOKANIYA
4.	16SD1007	THEERTHA K KUMAR
5.	15SD1033	TEJESHWAR REDDY.B.N
6.	15SD1034	TOM P KURIAN
7.	15SD1038	VISHNU NIRMAL

SRI SIDDHARTHA DENTAL COLLEGE AND HOSPITAL

AGALAKOTE, B.H.ROAD, TUMKUR-572107, KARNATAKA.

Recognized by Dental Council of India, NEW DELHI

A Constituent College of Sri Siddhartha Academy of Higher Education (Deemed-to-be-university) Accredited 'A' Grade by NAAC

Phone No: / Fax No: 0816-2275536

Web: www.ssdtumkur.org

Email: ssdtumkur@gmail.com

FEEDBACK FORM- GROUP DISCUSSION/ MICROTEACHING/SDL

Rating values:

a) Poor =1 b) Average=2 c) Good=3 d) Very good =4 e) Excellent=5

Please Circle the answer which most closely corresponds to your views about each statement

4. Department: *oral pathology*

5. Topic: *odontogenic cysts & abscesses*

6. How well this method of teaching helped in terms of following statements

Sl. No.	Courses	EXCELLENT	VERY GOOD	GOOD	AVERAGE	POOR
1.	Learning value (in terms of skills, concepts, knowledge, analytical abilities, broadening perspectives)		✓			
2.	Applicability or relevance to subject	✓				
3.	Depth and pace of the course content	✓				
4.	Teaching method used		✓			
5.	Overall rating		✓			

Any suggestions:

Thank you for your valuable feedback...

SRI SIDDHARTHA DENTAL COLLEGE AND HOSPITAL

AGALAKOTE, B.H.ROAD, TUMKUR-572107, KARNATAKA.

Recognized by Dental Council of India, NEW DELHI

A Constituent College of Sri Siddhartha Academy of Higher Education (Deemed-to-be-university) Accredited 'A' Grade by NAAC

Phone No: / Fax No: 0816-2275536

Web: www.ssdctumkur.org

Email: ssdctumkur@gmail.com

DEPARTMENT OF ORAL AND MAXILLOFACIAL SURGERY GROUP DISCUSSION/MICROTEACHING/SDL

Title: Local anaesthesia techniques

Date: 21/09/18

Objective:

1. To provide the participants a basic knowledge about Nerve blocks
2. To train and educate the participants on the knowledge of Nerve block techniques.

Significance:

Local anaesthesia is a mainstay of pain control for outpatient surgical procedures. Various techniques of Nerve blocks have been put forth based on the site of surgical need, the procedure to be performed and the clinical situation of the patient.

Course Content:

1. Introduction to Local Anaesthesia
2. Distribution of nerve
3. Nerve block techniques

Method of Content Delivery:

One – hour lecture class using power point was conducted to discuss about Nerve block techniques.

Teaching Aid:

Power point presentation for lecture class

Audience:

Under graduates who were willing to participate were included.

Resource person:

Dr. Ramya R, Senior Lecturer, Department of Oral and MaxilloFacial Surgery gave lecture.

Description:

One hour lecture class was given by the resource person.
Students were encouraged to participate the class and clear doubts.

Conclusions: It was aimed at a small group of students to make them well adapted to Nerve block techniques.

K.R. Ashwath

PROF., & H.O.D.
Dept., Of Oral Surgery
Sri Siddhartha Dental College
Agalakote, B.H. Road, Tumkur - 572107

Chairperson, IQAC,
Sri Siddhartha Dental College,
TUMKUR.

SRI SIDDHARTHA DENTAL COLLEGE AND HOSPITAL

AGALAKOTE, B.H.ROAD, TUMKUR-572107, KARNATAKA.

Recognized by Dental Council of India, NEW DELHI

A Constituent College of Sri Siddhartha Academy of Higher Education (Deemed-to-be-university) Accredited 'A' Grade by NAAC

Phone No: / Fax No: 0816-2275536

Web: www.ssdctumkur.org

Email: ssdctumkur@gmail.com

DEPARTMENT OF ORAL AND MAXILLOFACIAL SURGERY

GROUP DISCUSSION ATTENDENCE

1. Akhila
2. Saloni
3. Benny
4. Shruthy
5. Siji ann
6. Angeline

Amul
PROF., & H.O.D.
Dept., Of Oral Surgery
Sri Siddhartha Dental College
Agalakote, B.H. Road, Tumkur - 572107

K.N. Dehurat
Chairperson, IQAC,
Sri Siddhartha Dental College
TUMKUR.

SRI SIDDHARTHA DENTAL COLLEGE AND HOSPITAL

AGALAKOTE, B.H.ROAD, TUMKUR-572107, KARNATAKA.

Recognized by Dental Council of India, NEW DELHI

A Constituent College of Sri Siddhartha Academy of Higher Education (Deemed-to-be-university) Accredited 'A' Grade by NAAC

Phone No: / Fax No: 0816-2275536

Web: www.ssdctumkur.org

Email: ssdctumkur@gmail.com

DEPARTMENT OF ORAL AND MAXILLOFACIAL SURGERY

GROUP DISCUSSION/MICROTEACHING/SDL

Title: Intermaxillary Fixation

Date: 21/09/18

Objective:

1. To provide the participants basic knowledge on the use of wiring techniques
2. To train and educate the participants on the knowledge of wiring techniques and IMF in facial trauma management

Significance:

The wiring techniques are regularly used in the management of facial and dento-alveolar fractures. The wiring technique has remained unchanged over the period of years and hence acts as an essential skill to be known by a dentist.

Course Content:

1. Introduction to wiring techniques.
2. Types of wiring techniques
3. Armamentarium
4. Techniques of wiring placement
5. Live demonstration of wiring on model.

Method of Content Delivery:

1. One – hour lecture class using power point was conducted about wiring
2. Followed by live demonstration.

Teaching Aid:

1. Power point presentation for lecture class
2. Model.

Audience:

Undergraduates who were willing to participate were included.

Resource person:

Dr. Preethi Bhat, Reader of Department of Oral and MaxilloFacial Surgery gave lecture and demonstration on model.

Description:

One hour lecture class was given by the resource person.

Students were encouraged to participate the class and clear doubts.

A live demonstration was given by the resource person on wiring techniques and later hands-on was given to all the participants.

Conclusions:

It was aimed at a small group of students to make them well adapted to Dental wiring for intermaxillary fixation.

K.N. Ashwath

PROF., & H.O.D.
Dept., Of Oral Surgery
Sri Siddhartha Dental College
Agalakote, B.H Road, Tumkur - 572107

Chairperson, ISAC,
Sri Siddhartha Dental College,
TUMKUR.

SRI SIDDHARTHA DENTAL COLLEGE AND HOSPITAL

AGALAKOTE, B.H.ROAD, TUMKUR-572107, KARNATAKA.

Recognized by Dental Council of India, NEW DELHI

A Constituent College of Sri Siddhartha Academy of Higher Education (Deemed-to-be-university) Accredited 'A' Grade by NAAC

Phone No: / Fax No: 0816-2275536


Web: www.ssdctumkur.org

Email: ssdctumkur@gmail.com

DEPARTMENT OF ORAL AND MAXILLOFACIAL SURGERY

GROUP DISCUSSION ATTENDENCE

1. John
2. Muneeba
3. Tejaswini
4. Aishwarya
5. Athulya
6. Reshma
7. Siddharth


PROF., & H.O.D.
Dept., Of Oral Surgery
Sri Siddhartha Dental College
Agalakote, B.H. Road, Tumkur - 572107


Chairperson, IOAC,
Sri Siddhartha Dental College,
TUMKUR.

SRI SIDDHARTHA DENTAL COLLEGE AND HOSPITAL

Agalakote, B.H.Road, Tumkur - 572 107. KARNATAKA, INDIA.

Recognized by Dental Council of India, New Delhi

A constituent College of Sri Siddhartha Academy of Higher Education (Deemed-to-be-university) Accredited 'A' Grade by NAAC

Ph. 0816- 2275516 Fax: 0816-2275510 website: sahetumkur.ac.in email: iqac@sahe.in

REPORT

A group discussion was conducted on the following topics in the department of Pedodontics and Preventive dentistry on 16/11/2018. Interns and post graduates were participated and benefited by this program.

Resource person: Dr.Mukund, Professor, Department of Pedodontics and Preventive dentistry, SSDC, Tumkur.

Topic:

1. Management of special child
2. Discussion on child abuse and neglect.



HOD

DEPARTMENT OF PEDODOTICS AND PREVENTIVE DENTISTRY

Sri Siddhartha Dental College
Agalakota, B.H.Road, Tumkur - 572107



PRINCIPAL

Principal

Sri Siddhartha Dental College
Agalakota, B.H.Road, Tumkur-572107

SRI SIDDHARTHA DENTAL COLLEGE AND HOSPITAL

Agalakote, B.H.Road, Tumkur - 572 107. KARNATAKA, INDIA.

Recognized by Dental Council of India, New Delhi

A constituent College of Sri Siddhartha Academy of Higher Education (Deemed-to-be-university) Accredited 'A' Grade by NAAC

Ph. 0816- 2275516 Fax: 0816-2275510 website: sahetumkur.ac.in email: iqac@sahe.in

DEPARTMENT OF PEDODONTICS AND PREVENTIVE DENTISTRY

LIST OF ATTENDEES

14SD1037	SWETA SAHANI
14SD1038	VARSHA S
14SD1029	RINU JOSHI
14SD1030	RUBAASHINI DEVI
14SD1021	MALLIKA.P
14SD1022	MANJIL MOUSAM SABANYA
14SD1025	NAJMA SHAHIN.U
14SD1017	GOWSIKA.N
14SD1018	HEMARUBHINI
14SD1019	KONISHAVINI
14SD1010	CYNTHIA THOMAS
14SD1011	DEVIKA RAJEEV
14SD1014	ERICA PROCESS SYIEM
14SD1005	ARCHANAMBIKA.K.S
14SD1003	AMULYA.R
14SD1001	ADARSH LAL K.P
14SD1002	ALLSMITH.R
19SEA801	Dr. NISHA GUPTA
19SEA802	Dr. SHRIMAHALAKSHMI
18SEA801	Dr. SUBA RANJANA B
18SEA802	Dr. TANUJA P
17SEA801	Dr. DHANYA JOHN
17SEA802	Dr. LAKSHMI PRIYA A

HOD

DEPARTMENT OF PEDODONTICS AND PREVENTIVE DENTISTRY

PRINCIPAL

Chairperson, IOAC,
Sri Siddhartha Dental College,
TUMKUR.